

GHI-CIRCUMFLEX
universal, cost efficient
and fast



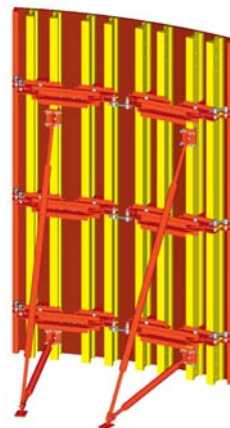
Perfektion
made in Germany

CIRCUMFLEX Panels

CIRCUMFLEX Panels for radii $\geq 4,00$ m

- Film coated plywood 21 mm

Outside Panels 250:		Inside Panels 240:	
Width	Height	Width	Height
250,00 cm	360,00 cm	240,00 cm	360,00 cm
250,00 cm	300,00 cm	240,00 cm	300,00 cm
250,00 cm	240,00 cm	240,00 cm	240,00 cm
250,00 cm	120,00 cm	240,00 cm	120,00 cm
250,00 cm	60,00 cm	240,00 cm	60,00 cm



CIRCUMFLEX Panels for radii $\geq 2,50$ m

- Film coated plywood 18 mm

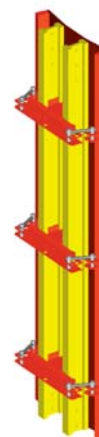
Outside Panels 128:		Inside Panels 123:	
Width	Height	Width	Height
128,00 cm	360,00 cm	123,00 cm	360,00 cm
128,00 cm	300,00 cm	123,00 cm	300,00 cm
128,00 cm	240,00 cm	123,00 cm	240,00 cm
128,00 cm	120,00 cm	123,00 cm	120,00 cm
128,00 cm	60,00 cm	123,00 cm	60,00 cm



CIRCUMFLEX Panels for radii $\geq 1,00$ m

- Film coated plywood 2x9 mm

Outside Panels 85:		Inside Panels 72:	
Width	Height	Width	Height
85,00 cm	360,00 cm	72,00 cm	360,00 cm
85,00 cm	300,00 cm	72,00 cm	300,00 cm
85,00 cm	240,00 cm	72,00 cm	240,00 cm
85,00 cm	120,00 cm	72,00 cm	120,00 cm
85,00 cm	60,00 cm	72,00 cm	60,00 cm




GHI-CIRCUMFLEX

IS IDEAL FOR THE CONSTRUCTION OF CURVED OR ROUND STRUCTURAL ELEMENTS IT IS UNIVERSAL, COST EFFICIENT AND FAST

- With GHI-CIRCUMFLEX, it is possible to curve the plywood by rotating adjustment spindles
- This spindle system allows continuous adjustment of the various radii starting from as small as 1,00 m
- By the use of extension connectors, various combinations of heights can be achieved
- The CIRCUMFLEX shutters are delivered fully assembled to the customer
- All shutters are connected easily and quickly with the APC (Alignment Panel Coupler). This connects continuously and allows filler timbers to be fitted between the shutters up to a maximum clamping length of 380 mm
- CIRCUMFLEX can be easily combined with TRITEC® and TRITEC® light panel formwork
- CIRCUMFLEX can be joined with the SB Brace frame by means of the TRITEC® Bracket Adaptor in order to achieve curved or round single-sided formwork elements
- The CS-240 Climbing System can be used with the CIRCUMFLEX shutters turning it into a very effective climbing circular formwork system which is essential in structures such as water tanks, silos...etc. where free-standing curved structures can be challenging

PLYWOOD

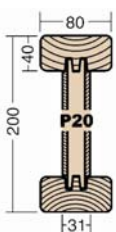
- Film coated plywood for greater demands, glued crosswise, according to BFU 100 with Phenol 220g/m² resin coating
- Thickness 21 mm and 27 mm



GHI-FORMWORK BEAMS

- GHI-P20 lenght: 0,60 m
- GHI-P20 lenght: 1,20 m
- GHI-P20 lenght: 2,45 m
- GHI-P20 lenght: 2,90 m
- GHI-P20 lenght: 3,60 m


Product Summary:



Flange: 40 mm x 80 mm

Bar: 31 mm thick

Beam height: 200 mm



1 Solid Flanges

- High quality solid timber
- Great stability
- Easy nail retrieval
- Safe support for shuttering plywood

2 Rounded Beam Ends

- Reduces damages
- Reduces tearing
- Increases lifespan

3 Strong Dovetail Connection

- High quality adhesion
- Fits accurately
- Extensive load bearing strength

4 Solid Bar

- 3-Layered, crosswise-bonded, solid wood panels
- Stable form
- Durability
- High loading capacity



CIRCUMFLEX-Accessories

DISTRIBUTION WALER

- For distribution of tie forces to two adjacent T-Walers. Halves the number of ties required.



ADJUSTABLE SPINDLE 21

- With self-cleaning hexagonal thread. For adjustment of Internal Panels and Edge Profiles to all Panels.



FORMWORK-CLAMP APC

- For all main connections.



LIFTING BRACKET

- The Lifting Brackets are screwed onto the timber formwork beam. They serve to transport large area formwork elements.



FORMWORK-CLAMP APC LONG

- For all main connections.



STACKING PLATE

- For extending P20 girders and elements up to a height of 8,00 meters.



GIRDER HEADPIECE

- For fixing Push-Pull Props and Kicker Braces to the P20 Girder.



WALER P20

- To support two P20 girders.



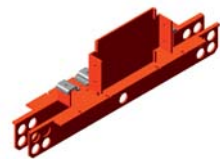
SCAFFOLD BRACKET R80

- For the assembly of a secure, 80 cm wide working platform.



WALER 80

- To support 2 P20 Girders on External Panel Type A 85.



ADJUSTABLE SPINDLE 50

- With self-cleaning hexagonal thread. For adjustment of External Panels and for panel joint to all Panels.



WALER BOLT

- For fixing of Distribution Waler to Waler P20.




CIRCUMFLEX-Profiles

- Available in the following lengths: 60,00 cm, 120,00 cm, 240,00 cm, 300,00 cm, 360,00 cm, left and right.



CIRCUMFLEX in action



- GHI-CIRCUMFLEX is ideal for the construction of curved or round structural elements. An innovative forming system consisting of rotating adjustment spindles that curve the plywood in order to achieve radii starting from as small as 1,00 m. It is universal, cost efficient and fast.



PLANNING · LOGISTICS · SERVICE

Prompt quotations and comprehensive advice

CAD planning, production of formwork plans

Swift, on-time, reliable delivery – worldwide

We take complete charge of logistics and storage

Training and instructing your personnel on site

Cleaning, maintenance and repairs using new original parts



Contact/Manufacturer